



**Preventative Care & Your Patients:
Tools to Improve Cancer Screening – PS Suite**

March 2, 2023

**Victoria Bui, Quality Improvement Decision Support Specialist
Hamilton Family Health Team**

Learning Objective and Agenda

Objective

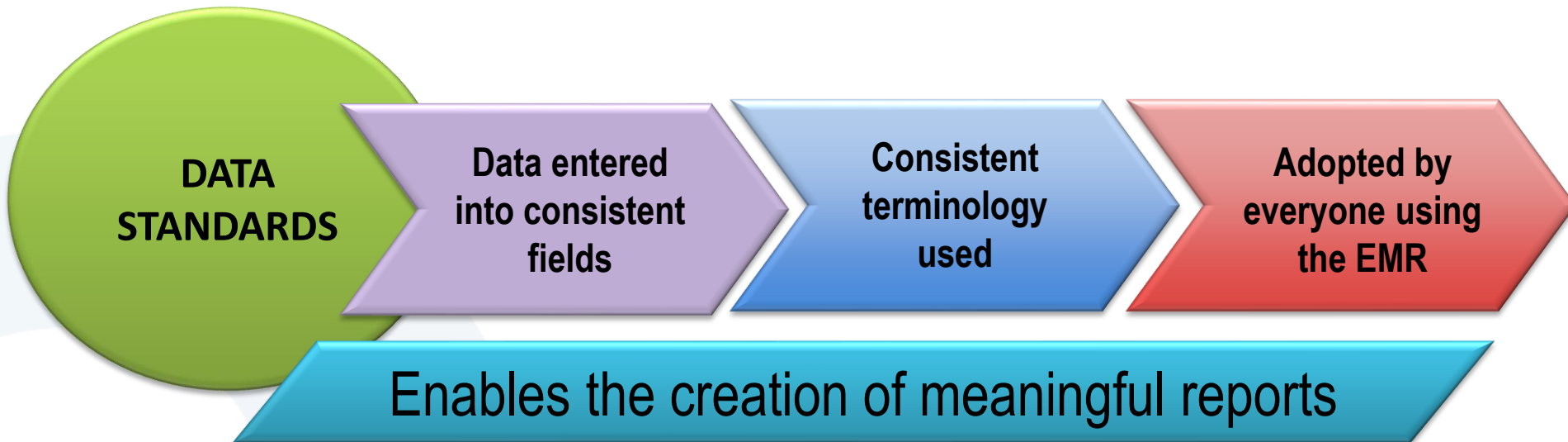
Learn how to optimize PS Suite EMR to identify patients due for cancer screening

Agenda

- Data Discipline
- Data Standardization and Documentation
 - Where and how to enter data
- Creating and Using Searches
- Creating and Using Global Reminders
- Reporting
 - Preventive Care Summary Report
 - SAR Triple Reds
- Preventative Care EMR Tool Package

Data Discipline

An understanding of, and commitment to, maintaining rigorous EMR data standards within the practice



- EMR – Source of Truth

Guidelines for Data Discipline

- Medical history data must be entered accurately and consistently by all EMR users

History of Past Health

Family history

Problem list

Risk factors

- Inconsistent data entry may include patients in search results, even when they may not be due for cancer screening
- Use codes or terminology **agreed on by everyone in the team**

Data Standardization & Documentation

- **Normal Screening**
 - Report Categorization & Lab Results
- **Refusals**
 - Prev Care Toolbar
- **Ineligibility**
 - CPP, Prev Care Toolbar
- **High-Risk Criteria**
 - CPP, Prev Care Toolbar
- **Abnormal Findings**
 - Reports, Labs
- **Exclusions**
 - CPP, Prev Care Toolbar, Prev Care Summary Form, Q Codes

EMR Accuracy – Screening data +

High Risk

- Breast: chest radiation, BRACA, Family Hx, High risk OBSP
- Cervical : HPV Status, Dysplasia Hx
- Colorectal: IBD, +FH, adenomas on previous scopes

Excluded

- Breast: Bilateral mastectomy, breast cancer, High risk MRI program
- Bowel: total colectomy, c-scope, flex sig, bowel cancer
- Cervix: TAH, not sexually active, cervix cancer, in colposcopy
- Use Q codes to make searchable
 - Q131 No Mammogram needed
 - Q140 No Pap test needed
 - Q142 No FOBT needed

Criteria for Cancer Screening

Our goal is to find patients who are due for their next screening test

Cancer Care Ontario guidelines:

Patients due for breast cancer screening (average risk patients):

- Women
- 50–74 years old
- No mammogram in the last 2 years
- No history of breast cancer
- No double mastectomy
- No acute breast symptoms

Suggested areas to search in the patient's records:

- Patient Demographics
- Diagnostic Imaging
- Cumulative Patient Profile (CPP)
 - Problem List
 - History of Past Health

Search criteria for average risk breast cancer screening

- Sex is female
- Age ≥ 50
- Age ≤ 74
- Mammogram months since latest ≥ 24
- Problem List does not contain breast cancer
- History of Past Health does not contain mastectomy

Searches/Reminders Rule of Thumb

Overdue Patients

- [and] to separate criteria
- [>] (greater than)

Already Screened (Bonus Calculation)

- [or] to separate criteria
- [<] (less than)

Reporting

Preventive Care Summary Report

- Purpose of the report
 - calculates the percentage of possible mammograms, flu shots, immunizations, paps, and FITs that the physician can bill for in fiscal year (Apr 1st-Mar 31st)
 - designed to help with calculating preventive care screening bonuses for enrolled patients

Reporting

Preventive Care Summary Report

- Criteria in the report is based on default average risk screening criteria; patients can be excluded

Preventive Care Summary Report Criteria custom form

- Differences from searches / limitations
 - not meant to determine all patients who clinically should be screened
 - > use searches and reminders

Reporting

- SAR – Triple Reds
- Filter the Summary in Excel

Action required
Abnormal screen, follow-up needed
Invalid result, retest required
Overdue for screening

Data Review View Developer Tell me what you want

Refresh Connections Sort Filter Clear

Properties Sort Reapply

Edit Links Advanced

Connections Sort & Filter

Patient Information							Screening Status					
Surname	Given Name	HIN	Date of Birth	Age	Sex	Breast		Cervical		Colorectal		
						Eligible	Status	Eligible	Status	Eligible	Status	
Surname 14	Given Name 14	HIN 1013			F	Y	Action	Y	Action	Y	Action	
Surname 15	Given Name 15	HIN 1014			F	Y	Action	Y	Action	Y	Action	
Surname 20	Given Name 20	HIN 1019			F	Y	Action	Y	Action	Y	Action	
Surname 52	Given Name 52	HIN 1051			F	Y	Action	Y	Action	Y	Action	
Surname 89	Given Name 89	HIN 1088			F	Y	Action	Y	Action	Y	Action	
Surname 91	Given Name 91	HIN 1090			F	Y	Action	Y	Action	Y	Action	
Surname 316	Given Name 316	HIN 1315			F	Y	Action	Y	Action	Y	Action	
Surname 326	Given Name 326	HIN 1325			F	Y	Action	Y	Action	Y	Action	

Preventive Care Toolbar

- Demo

Prev Care

Prev Care - Summary Female

File Version: 1.0 **Close**

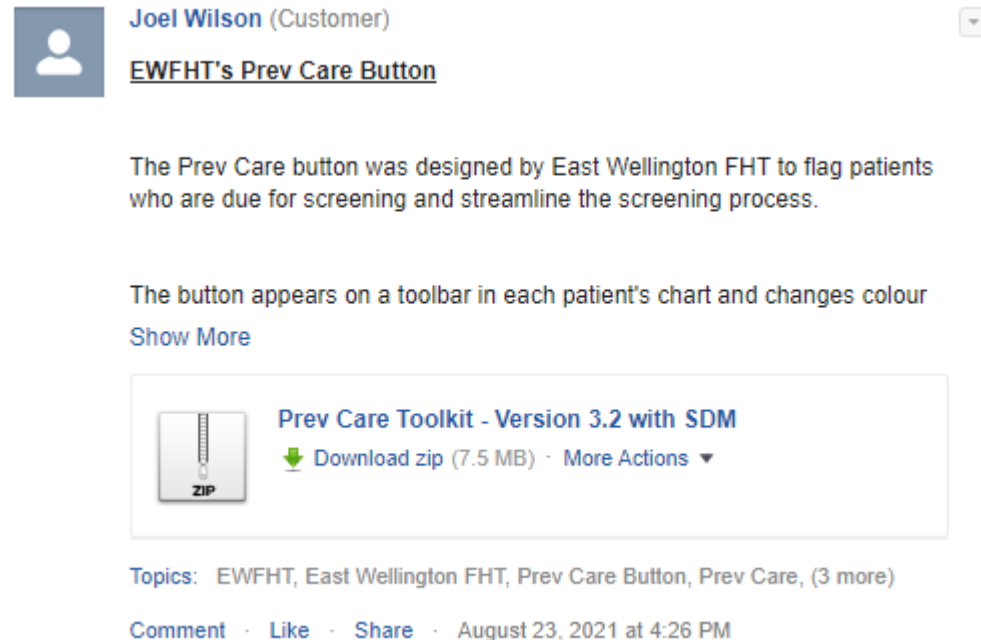
Prev Care Summary - Austin Powers

Test	Status	Frequency (yrs)	Date of Most Recent	Response	Criteria
PAP	Up to Date	3	Jan 1, 2015	Add	Criteria
Mammogram	Due within 6 mo	2	Jun 1, 2014	Add	Criteria
FOBT	Up to Date	2	Jan 1, 2016	Add	Criteria
Colonoscopy	Excluded	Does not meet criteria		Add	Criteria
BMD	Due	3	Nov 27, 2011	Add	Criteria

Discard Add to Notes

Preventive Care Toolbar

- Tool can be downloaded on the Telus Community Portal
- Register [here](#)
- Download [here](#) (scroll down to find EWFHT's Prev Care Button)




Joel Wilson (Customer) ▼

EWFHT's Prev Care Button

The Prev Care button was designed by East Wellington FHT to flag patients who are due for screening and streamline the screening process.

The button appears on a toolbar in each patient's chart and changes colour
[Show More](#)

 **Prev Care Toolkit - Version 3.2 with SDM**
[Download zip \(7.5 MB\)](#) · [More Actions](#) ▼

Topics: [EWFHT](#), [East Wellington FHT](#), [Prev Care Button](#), [Prev Care](#), (3 more)

[Comment](#) · [Like](#) · [Share](#) · August 23, 2021 at 4:26 PM

Summary

EMR Tools

- Searches, reminders
- Prev Care Toolbar

Bonus Calculations

- Preventive Care Summary
- Roster list - keep updated
- Use SAR to help update EMR

Screening Activity Report (SAR)

- Help keep your EMR up-to-date

Physician-Linked Correspondence

- Encourage screening in patients

Questions?

